


Materials, Supplies, & Cutting Diagram No. 159

Planter Box

A	Leg Face (4)	1½ x 2⅞ - 18	I	Shelf Brackets (4)	¾ x 1½ - 15½
B	Leg Side (4)	1½ x 2¼ - 18	J	Shelf Cleats (2)	¾ x 2 - 15
C	Filler Block (4)	1½ x 1½ - 18	K	Shelf Slats (3)	¾ x 4¾ - 18⅝
D	Top Rails (4)	1½ x 2½ - 21½			
E	Bottom Rails (4)	1½ x 3½ - 21½			
F	Panels (16)	½ x 4¼ - 10¼			
G	Panel Molding (1)	⅜ x ⅜ - 20 ft. (rgh)		• (8) ½" -dia. Wood Plugs	
H	Top Frame Rails (4)	1½ x 3½ - 24		• (4) Shelf Supports	
				• (8) #8 x 2½" Fh Woodscrews	
				• (36) #8 x 1¼" Fh Woodscrews	


1½" x 5½" - 84" Fir (6.4 Bd. Ft.)



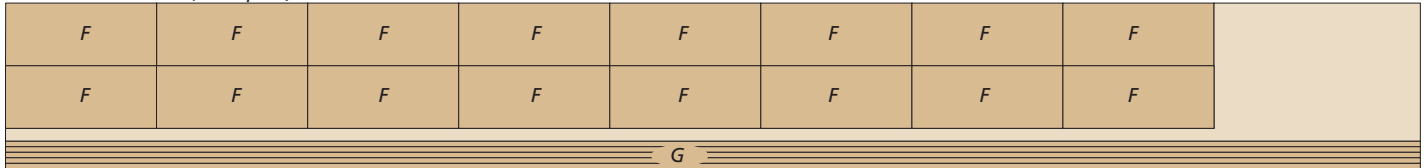
1½" x 7¼" - 72" Fir (7.3 Bd. Ft.)



1½" x 7¼" - 96" Fir (9.7 Bd. Ft.)



½" x 11¼" - 96" Fir (7.5 Sq. Ft.)



¾" x 7¼" - 96" Fir (4.8 Bd. Ft.)

